

## Conjectures and Computations about Veronese Syzygies

Juliette Bruce, Daniel Erman, Steve Goldstein & Jay Yang

To cite this article: Juliette Bruce, Daniel Erman, Steve Goldstein & Jay Yang (2020) Conjectures and Computations about Veronese Syzygies, *Experimental Mathematics*, 29:4, 398-413, DOI: [10.1080/10586458.2018.1474506](https://doi.org/10.1080/10586458.2018.1474506)

To link to this article: <https://doi.org/10.1080/10586458.2018.1474506>



Published online: 21 Jun 2018.



Submit your article to this journal [↗](#)



Article views: 89



View related articles [↗](#)



View Crossmark data [↗](#)



## Conjectures and Computations about Veronese Syzygies

Juliette Bruce, Daniel Erman, Steve Goldstein, and Jay Yang

Department of Mathematics, University of Wisconsin, Madison, WI, USA

### ABSTRACT

We formulate several conjectures which shed light on the structure of Veronese syzygies of projective spaces. These conjectures are motivated by experimental data that we derived from a high-speed high-throughput computation of multigraded Betti numbers based on numerical linear algebra.

### KEYWORDS

2000 AMS SUBJECT CLASSIFICATION

A central open question in the study of syzygies is to determine the Betti table of  $\mathbb{P}^n$  under the  $d$ -uple Veronese embedding. While the case  $n = 1$  is well understood—the resolution is an Eagon–Northcott complex – even the case  $n = 2$  is wide open. In this article, we formulate several conjectures which shed light on the structure of Veronese syzygies of projective spaces. For instance, Conjecture 6.1 predicts the most dominant torus (or Schur functor) weights that will arise in each entry of the Betti table of  $\mathbb{P}^n$  under any  $d$ -uple embedding. Our conjectures are based on experimental data gathered using new techniques for computing syzygies of Veronese embeddings of  $\mathbb{P}^2$ . These techniques are based upon the use of numerical linear algebra and distributed computation.

For a fixed  $n$ , let  $S = \mathbb{C}[x_0, x_1, \dots, x_n]$  be the polynomial ring with the standard grading. We are primarily interested in syzygies of the  $d$ th Veronese subring of  $S$ , which we denote  $S(0; d) := S^{(d)} = \bigoplus_{i \in \mathbb{Z}} S_{di}$ . We consider  $S(0; d)$  as an  $R$ -module, where  $R = \text{Sym}(S_d)$  is the symmetric algebra on the vector space  $S_d$ . Geometrically, this corresponds to computing the syzygies of  $\mathbb{P}^n$  under the  $d$ -uple embedding  $\mathbb{P}^n \rightarrow \mathbb{P}^{\binom{n+d}{d}-1}$ .

Since Green’s landmark [Green 84a], the syzygies of a variety are often studied in parallel with the syzygies of the other line bundles on the variety, as this provides a unifying perspective (see also [Green 84b, Theorem 2.2], [Ein and Lazarsfeld 93, Theorem 2], [Ein and Lazarsfeld 12, Theorem 4.1]). Accordingly, we set  $S(b; d) := \bigoplus_{i \in \mathbb{Z}} S_{di+b}$  as an  $R$ -module; this is the graded  $R$ -module associated to the pushforward of  $\mathcal{O}_{\mathbb{P}^n}(b)$  under the  $d$ -uple embedding.

We analyze the Betti numbers of  $S(b; d)$ , as well as multigraded and equivariant refinements. We write

$$K_{p,q}(\mathbb{P}^n, b; d) = \text{Tor}_p^R(S(b; d), \mathbb{C})_{p+q} = \mathbb{C}^{\beta_{p,p+q}(\mathbb{P}^n, b; d)}.$$

Thus  $\beta_{p,p+q}(\mathbb{P}^n, b; d)$  denotes the vector space dimension of  $K_{p,q}(\mathbb{P}^n, b; d)$ . The natural linear action of  $\mathbf{GL}_{n+1}(\mathbb{C})$  on  $S$  induces an action on  $K_{p,q}(\mathbb{P}^n, b; d)$ , and so we can decompose this as a direct sum of Schur functors of total weight  $d(p+q) + b$  i.e.

$$K_{p,q}(\mathbb{P}^n, b; d) = \bigoplus_{\substack{\lambda \text{ of weight} \\ d(p+q)+b}} \mathbf{S}_\lambda(\mathbb{C}^{n+1})^{\oplus m_\lambda},$$

where  $\mathbf{S}_\lambda$  is the Schur functor corresponding to the partition  $\lambda$  [Fulton and Harris 91, p. 76]. This is the Schur decomposition of  $K_{p,q}(\mathbb{P}^n, b; d)$ , and it is the most compact way to encode the syzygies. Specializing to the action of  $(\mathbb{C}^*)^{n+1}$  gives a decomposition of  $K_{p,q}(\mathbb{P}^n, b; d)$  into a sum of  $\mathbb{Z}^{n+1}$ -graded vector spaces of total weight  $d(p+q) + b$ . Specifically, writing  $\mathbb{C}(-\mathbf{a})$  for the vector space  $\mathbb{C}$  together with the  $(\mathbb{C}^*)^{n+1}$ -action given by  $(\lambda_0, \lambda_1, \dots, \lambda_n) \cdot \mu = \lambda_0^{a_0} \lambda_1^{a_1} \dots \lambda_n^{a_n} \mu$  we have

$$K_{p,q}(\mathbb{P}^n, b; d) = \bigoplus_{\substack{\mathbf{a} \in \mathbb{Z}^{n+1} \\ |\mathbf{a}|=d(p+q)+b}} \mathbb{C}(-\mathbf{a})^{\oplus \beta_{p,\mathbf{a}}(\mathbb{P}^n, b; d)}$$

as  $\mathbb{Z}^{n+1}$ -graded vector spaces, or equivalently as  $(\mathbb{C}^*)^{n+1}$  representations. This is referred to as the multigraded decomposition of  $K_{p,q}(\mathbb{P}^n, b; d)$ .

We are motivated by three main questions. The most ambitious goal is to provide a full description of the Betti table of every Veronese embedding in terms of Schur modules.

**Question 0.1 (Schur Modules).** *Compute the Schur module decomposition of  $K_{p,q}(\mathbb{P}^n, b; d)$ .*

Almost nothing is known, or even conjectured, about this question, even in the case of  $\mathbb{P}^2$ . Our most significant conjecture provides a first step towards an answer to this

question. Specifically, Conjecture 6.1 proposes an explicit prediction for the Schur modules  $S_\lambda \subseteq K_{p,q}(\mathbb{P}^n, b; d)$  with the most dominant weights.

Our second question comes from Ein and Lazarsfeld's [Ein and Lazarsfeld 12, Conjecture 7.5] and is related to more classical questions about Green's  $N_p$ -condition for varieties [Green 84a, Ein and Lazarsfeld 93]:

**Question 0.2 (Vanishing).** *When is  $K_{p,q}(\mathbb{P}^n, b; d) = 0$ ?*

Our Conjecture 6.1 would also imply [Ein and Lazarsfeld 12, Conjecture 7.5], and thus it offers a new perspective on Question 0.2. Conjecture 6.1 is based on a construction of monomial syzygies, introduced in [Ein et al. 16]. Our new data suggest a surprisingly tight correspondence between the dominant weights of  $K_{p,q}(\mathbb{P}^n, b; d)$  and the monomial syzygies constructed in [Ein et al. 16], and that there is much more to be understood from this simple monomial construction.

Our third question is inspired by Ein, Erman, and Lazarsfeld's conjecture that each row of these Betti tables converges to a normal distribution [Ein et al. 15, Conjecture B].

**Question 0.3 (Quantitative Behavior).** *Fix  $n, q$  and  $b$ .*

1. Can one provide any reasonable quantitative description or bounds on  $K_{p,q}(\mathbb{P}^n, b; d)$ , either for a fixed  $d$  or as  $d \rightarrow \infty$ ?
2. More specifically, does the function  $p \mapsto \dim K_{p,q}(\mathbb{P}^n, b; d)$ , when appropriately scaled, converge to a normal distribution as  $d \rightarrow \infty$ ?

We provide some of the first evidence for the normally distributed behavior conjectured in [Ein et al. 15, Conjecture B]—see Figure 1 and Section 6.2

Additionally, we produce an array of new conjectures related to Questions 0.1 and 0.3, including conjectures on: Boij–Söderberg coefficients; the number of (distinct) Schur modules appearing in  $K_{p,q}(\mathbb{P}^n, b; d)$ ; and a Schur functor interpretation of the conjecture of [Castricky et al. XX, Section 8.3]. Our conjectures are based on new experimental data about the  $K_{p,q}(\mathbb{P}^2, b; d)$  that arose from large-scale, systematic computations. Taken together, these new conjectures sharpen our understanding of Veronese syzygies and provide tangible projects to explore.



**Figure 1.** Plots of  $p \mapsto \dim K_{p,1}(0; d)$  for  $d = 4, 5$ , and  $6$  suggest that the Betti numbers of the quadratic strand of the Veronese embeddings of  $\mathbb{P}^2$  converge toward a normal distribution as  $d \rightarrow \infty$ .

We computed the  $K_{p,q}(\mathbb{P}^2, b; d)$  spaces for all  $p, q$  and essentially<sup>1</sup> all  $0 \leq b \leq d \leq 6$ , as well as the corresponding Schur module decompositions and multigraded Hilbert series. For comparison: our Macaulay2 computations did not terminate for  $d = 5$  and  $b = 0$ ; this case, including multigraded decompositions, was recently computed by [Greco and Martino 16]; and the case  $d = 6$  and  $b = 0$ , including multigraded decompositions, was computed even more recently [Castricky et al. XX]. The main contribution of our experimental data is thus its comprehensiveness, as we include the pushforward of other line bundles, the Schur functor decompositions, and more.

Our computation is not based on new mathematical ideas, but rather in the synthesis of known results and the coordinated execution of many elementary steps. Since Betti numbers are Tor groups, they can be computed in two ways. The standard method is to use symbolic algebra algorithms to compute a minimal free resolution, and to derive the Betti table from this resolution [Eisenbud et al. 02, Chapter 2]. This method is quite computationally intensive and does not terminate for  $d \geq 5$ .

A second method is to compute the cohomology of the Koszul complex, which reduces the computation of these Tor groups to linear algebra (see Section 2 below). Despite this reduction long being known we are aware of only one large-scale effort at using it to compute Betti numbers [Castricky et al. XX]. This is likely because, even for relatively simple cases, the problem remains quite complicated; the matrices quickly become massive and numerous.

The crux of our technique is the use of high-speed high-throughput computing to compute multigraded Betti numbers. This allows us to compute each multigraded Betti number in parallel, relying on numerical linear algebra algorithms, in particular an LU-decomposition algorithm [Gill et al. 87]. These algorithms are numerical in nature, and so rounding errors may creep in. However, our primary interest is in the testing and development of conjectures, so we do not require the precision of symbolic computation. Moreover, as discussed in Section 5, we can often correct for minor errors through a post-processing step, which converts the multigraded decomposition into the Schur functor decomposition.

We have made our underlying experimental data public in several formats. This includes a public databases: <https://syzygydata.com> where the results of all computations have been presented and organized. It also includes

<sup>1</sup> While a few multigraded entries for  $d = 6$  and  $b = 4, 5$  are missing, we also produced some data for  $d = 7, 8$ . The computations related to this work will continue: our available hardware was recently upgraded, and we reimplemented one of our core algorithms, with the hope of addressing remaining gaps and generating more data for  $d > 6$ .

a Macaulay2 package (in preparation) that incorporates the output of all computations. Our goal is to make our data readily accessible to others in hope of spurring further work on Veronese syzygies.

This article is organized as follows. Section 1 provides background and notation. Section 2 gives an outline of our computation. This is elaborated upon in Sections 3–5, as we feel it may be useful for those interested in pursuing similar large-scale distributed computations. Section 6 contains our main experimental results, including conjectures on dominant schur modules Section 6.1, evidence for the normal distribution conjecture Section 6.2, discussion of Boij–Söderberg coefficients Section 6.3, unimodality conjectures Section 6.4, and a discussion of the redundancy of Betti numbers Section 6.5

## 1. Mathematical background

### 1.1. Betti number notation

Notation for Betti numbers can be confusing, so we outline our notation and discuss how it relates to other common notations. Throughout, we let  $S = \mathbb{C}[x_0, x_1, \dots, x_n]$ . Our computations center on the case  $n = 2$  and thus in Sections 2–5 we restrict to the case  $n = 2$ . Given some  $d \geq 1$  we let  $R = \text{Sym}(S_d)$  be the symmetric algebra, which is a polynomial ring on  $\dim S_d$  many variables. While  $R$  depends on the choice of  $d$ , we often abuse notation and omit reference to  $d$ .

We use  $S(0; d)$  to denote the  $d$ th Veronese subring  $S^{(d)} = \bigoplus_i S_{di} \subseteq S$ , and we view  $S(0; d)$  as an  $R$ -module. The ring  $S(0; d)$  is the homogeneous coordinate ring of the image of  $\mathbb{P}^n$  under  $d$ -uple embedding  $\iota : \mathbb{P}^n \hookrightarrow \mathbb{P}^{\binom{n+d}{d}-1}$ . We set  $S(b; d) := \bigoplus_i S_{b+di}$ , which is the graded  $R$ -module corresponding to the pushforward  $\iota_* \mathcal{O}_{\mathbb{P}^n}(b)$ .

For the standard graded structure, we set  $K_{p,q}(\mathbb{P}^n, b; d) = \text{Tor}_p(S(b; d), \mathbb{C})_{p+q}$ . Using standard Betti number notation, we have  $\beta_{p,p+q}(\mathbb{P}^n, b; d) = \beta_{p,p+q}(S(b; d)) = \dim K_{p,q}(\mathbb{P}^n, b; d)$ . The Betti table of  $(n, b; d)$  is then the table where  $\beta_{p,p+q}(S(b; d))$  is placed in the  $(p, q)$ -spot.

For the multigraded structure, we write  $K_{p,q}(\mathbb{P}^n, b; d)_{\mathbf{a}} = \text{Tor}_p(S(b; d), \mathbb{C})_{\mathbf{a}}$  where  $\mathbf{a} \in \mathbb{Z}^{n+1}$  is a multidegree. In this notation, we must have that  $|\mathbf{a}| = d(p+q) + b$ . We also use the Betti number notation  $\beta_{p,\mathbf{a}}(\mathbb{P}^n, b; d) = \beta_{p,\mathbf{a}}(S(b; d)) = \dim K_{p,q}(\mathbb{P}^n, b; d)_{\mathbf{a}}$ . Note the standard graded Betti numbers are recoverable from its multigraded Betti numbers via the equation

$$\beta_{p,p+q}(\mathbb{P}^n, b; d) = \sum_{\substack{\mathbf{a} \in \mathbb{Z}^{n+1} \\ |\mathbf{a}| = (p+q)d+b}} \beta_{p,\mathbf{a}}(\mathbb{P}^n, b; d).$$

A useful way to keep track of the multigraded Betti numbers is via the  $\mathbb{Z}^{n+1}$ -graded Hilbert series. In general, if  $M$  is a  $\mathbb{Z}^{n+1}$ -graded module then we use  $\text{HS}_M(t_0, t_1, \dots, t_n)$  to denote the multigraded Hilbert series. This is particularly convenient for encoding the multigraded structure of the multigraded vector space  $K_{p,q}(\mathbb{P}^n, b; d)$ , as we can write

$$\text{HS}_{K_{p,q}(\mathbb{P}^n, b; d)}(t_0, t_1, \dots, t_n) = \sum_{\substack{\mathbf{a} \in \mathbb{Z}^{n+1} \\ |\mathbf{a}| = d(p+q)+b}} \beta_{p,\mathbf{a}}(S(b; d)) t^{\mathbf{a}}$$

where if  $\mathbf{a} = (a_0, a_1, \dots, a_n)$  then  $t^{\mathbf{a}} := t_0^{a_0} t_1^{a_1} \dots t_n^{a_n}$ .

**Remark 1.1.** Since we will only consider the case  $n = 2$  for much of the article, we often write  $K_{p,q}(b; d) := K_{p,q}(\mathbb{P}^2, b; d)$ . We similarly abbreviate the notation for the multigraded Betti numbers in the cases where we are working with  $\mathbb{P}^2$ .

These notions of Betti numbers, and the relations between them, are perhaps best understood through an example.

**Example 1.1.** We consider  $\iota_* \mathcal{O}_{\mathbb{P}^2}$  where  $\iota : \mathbb{P}^2 \hookrightarrow \mathbb{P}^9$  is the 3-uple embedding. The Betti table of  $S(0; 3)$  is

1	–	–	–	–	–	–	–
–	<b>27</b>	105	189	189	105	27	–
–	–	–	–	–	–	–	1

Focusing on the boldfaced 27, we have  $K_{1,1}(0; 3) = \mathbb{C}^{27}$  and  $\beta_{1,2}(0; 3) = 27$ . As a  $\mathbb{Z}^3$ -graded vector space,  $K_{1,1}(0; 3)$  has 19 distinct multidegrees, which we encode via the Hilbert series

$$\begin{aligned} \text{HS}_{K_{1,1}(0;3)}(t_0, t_1, t_2) &= t_0^4 t_1^2 + t_0^3 t_1^3 + t_0^2 t_1^4 + t_0^4 t_1 t_2 + 2t_0^3 t_1^2 t_2 + 2t_0^2 t_1^3 t_2 + t_0 t_1^4 t_2 + t_0^4 t_2^2 \\ &\quad + 2t_0^3 t_1 t_2^2 + 3t_0^2 t_1^2 t_2^2 + 2t_0 t_1^3 t_2^2 + t_1^4 t_2^2 + t_0^3 t_2^3 + 2t_0^2 t_1 t_2^3 + 2t_0 t_1^2 t_2^3 \\ &\quad + t_1^3 t_2^3 + t_0^2 t_2^4 + t_0 t_1 t_2^4 + t_1^2 t_2^4. \end{aligned}$$

Thus for instance  $K_{1,1}(0; 3)_{(4,2,0)} = \mathbb{C}$  and  $K_{1,1}(0; 3)_{(2,2,2)} = \mathbb{C}^3$ .

### 1.2. Schur modules and dominant weights

We also consider the Schur functor decomposition of  $K_{p,q}(\mathbb{P}^n, b; d)$  arising from the linear action of  $\mathbf{GL}_{n+1}(\mathbb{C})$  on  $S$ , and so we briefly review the relevant notation and terminology. See [Fulton and Harris 91] for a review of this material.

If  $\lambda = (\lambda_0 \geq \lambda_1 \geq \dots \geq \lambda_n)$  is a partition of weight  $|\lambda| = \lambda_0 + \lambda_1 + \dots + \lambda_n$  we write  $\mathbf{S}_{\lambda} = \mathbf{S}_{\lambda}(\mathbb{C}^{n+1})$  for the corresponding Schur functor, which is a representation of  $\mathbf{GL}_{n+1}(\mathbb{C})$ . The Schur functor decomposition of

$K_{p,q}(\mathbb{P}^n, b; d)$  can be expressed as:

$$K_{p,q}(\mathbb{P}^n, b; d) = \bigoplus_{|\lambda|=d(p+q)+b} \mathbf{S}_\lambda(\mathbb{C}^{n+1})^{\oplus m_{p,\lambda}(\mathbb{P}^n, b; d)},$$

with  $m_{p,\lambda}(\mathbb{P}^n, b; d) = m_{p,\lambda}(n, b; d)$  being the Schur functor multiplicities. The Schur functor decomposition is recoverable from the multigraded Betti numbers (see Algorithm 5.1).

Given  $\lambda = (\lambda_1, \lambda_2, \dots, \lambda_a)$  and  $\lambda' = (\lambda'_1, \lambda'_2, \dots, \lambda'_b)$  we say that  $\lambda$  dominates  $\lambda'$  (or  $\lambda \geq \lambda'$ ) if  $\sum_{i=1}^k \lambda_i \geq \sum_{i=1}^k \lambda'_i$  for all  $k \geq \max\{a, b\}$ . This induces a partial order on  $\mathbb{Z}^{n+1}$ , and given a subset  $W \subset \mathbb{Z}^{n+1}$  we write  $\text{domWeights } W$  for the set of dominant weights in  $W$ .

**Example 1.2.** Consider the Schur functor decomposition of  $K_{14,1}(0; 5)$ , which appears in Appendix 2:

$$K_{14,1}(0; 5) \cong \mathbf{S}_{(34,21,20)} \oplus \mathbf{S}_{(33,25,17)} \oplus \mathbf{S}_{(33,24,18)} \oplus \dots$$

The weight  $(33, 24, 18)$  is dominated by  $(33, 25, 17)$  but is not dominated by  $(34, 21, 20)$ . In this case, the two maximally dominant weights are  $(34, 21, 20)$  and  $(33, 25, 17)$ .

### 1.3. Monomial syzygies

In [Ein et al. 16], Ein, Erman, and Lazarsfeld used monomial techniques to construct nonzero elements of  $K_{p,q}(\mathbb{P}^n, b; d)$  for a wide range of values of the parameters. The basic idea behind the construction is the following: first, one replaces the Veronese ring  $S^{(d)} = S(0; d)$  by the Veronese of a quotient  $\bar{S}(0; d) := (S/(x_0^d, x_1^d, \dots, x_n^d))^{(d)}$ . We write  $\bar{S}_d$  for the quotient vector space  $S_d/(x_0^d, x_1^d, \dots, x_n^d)$  and  $\bar{R} := \text{Sym}(\bar{S}_d)$  for the corresponding polynomial ring. A standard Artinian reduction argument induces a natural isomorphism between the syzygies of  $\bar{S}(0; d)$ , resolved over  $\bar{R}$ , and the syzygies of  $S^{(d)}$ , resolved over  $R = \text{Sym}(S_d)$ . A similar statement holds for  $S(b; d)$ , and thus to produce nonzero elements of  $K_{p,q}(\mathbb{P}^n, b; d)$  it is enough to produce nonzero syzygies of  $\bar{S}(b; d)$ .

Ein, Erman, and Lazarsfeld produced monomial syzygies via the following recipe: for some degree  $e$  let  $f$  be the lex-leading monomial of degree  $e$  that is nonzero in  $\bar{R}$ . For instance, if  $e = d$  then we would take  $f = x_0^{d-1}x_1$ . Next, let  $m_1, \dots, m_s$  be distinct monomials in  $\bar{R}$  such that  $m_i f = 0$  in  $\bar{R}$  for all  $1 \leq i \leq s$ . For instance,  $m_i$  could be any monomial divisible by  $x_0$ . Let  $\zeta := m_1 \wedge m_2 \wedge \dots \wedge m_s \otimes f \in \bigwedge^s \bar{S}_d \otimes \bar{S}_e$ . Then,  $\zeta$  will induce a cycle in the appropriate sequence of the form (2.1). Under mild restrictions on the  $m_i$ , one also shows that  $\zeta$  is not a boundary, and hence it induces a nonzero element the homology group  $K_{p,q}(\mathbb{P}^n, b; d)$ .

We write  $E_{p,q}(\mathbb{P}^n, b; d)$  for the vector space of monomial syzygies constructed in [Ein et al. 16]. This is a  $\mathbb{Z}^{n+1}$ -graded vector space, and hence we can also discuss the dominant weights of this space, which we denote by  $\text{domWeights } E_{p,q}(\mathbb{P}^n, b; d)$ .

## 2. Overview of computational approach

For our computations, we focus on the case of  $\mathbb{P}^2$ . The standard computational approach involves computing a minimal free resolution, but the complexity grows quite quickly with  $d$ . For instance,  $d = 2, 3, 4$  are easily computable in Macaulay2, but our computation did not terminate for  $d = 5$ .

We take a different approach, relying on linear algebra computations to determine the Betti table. Using the Koszul complex to compute Tor-groups, we have that the vector space  $K_{p,q}(b; d)$  is the cohomology of the complex:

$$\bigwedge^{p+1} S_d \otimes S_{b+(q-1)d} \xrightarrow{\partial_{p+1}} \bigwedge^p S_d \otimes S_{b+qd} \xrightarrow{\partial_p} \bigwedge^{p-1} S_d \otimes S_{b+(q+1)d} \quad (2.1)$$

where  $\partial_p$  is defined by:

$$\begin{aligned} \partial_p(m_1 \wedge m_2 \wedge \dots \wedge m_p \otimes f) \\ = \sum_{k=1}^p (-1)^k m_1 \wedge m_2 \wedge \dots \wedge \widehat{m}_k \wedge \dots \wedge m_p \otimes (m_k f). \end{aligned}$$

Since the differential respects the  $\mathbb{Z}^3$ -multigrading, it suffices to separate (2.1) into multigraded strands. Thus for each  $\mathbf{a} = (a_0, a_1, a_2) \in \mathbb{Z}^3$  where  $a_0 + a_1 + a_2 = b + d(p+q)$ , we have that  $K_{p,q}(b; d)_{\mathbf{a}}$  is the cohomology of

$$\begin{aligned} \left( \bigwedge^{p+1} S_d \otimes S_{b+(q-1)d} \right)_{\mathbf{a}} \xrightarrow{\partial_{p+1,\mathbf{a}}} \left( \bigwedge^p S_d \otimes S_{b+qd} \right)_{\mathbf{a}} \\ \xrightarrow{\partial_{p,\mathbf{a}}} \left( \bigwedge^{p-1} S_d \otimes S_{b+(q+1)d} \right)_{\mathbf{a}}. \quad (2.2) \end{aligned}$$

This reduces computing the multigraded (or graded) Betti numbers of  $M$  to the computation of the ranks of a large number of individual matrices. If we choose bases for the source and target consisting of monomials, then each  $\partial_{p,\mathbf{a}}$  is represented by matrices whose entries are either 0 or  $\pm 1$ .

**Example 2.1.** Consider  $K_{2,2}(0; 3)_{(7,3,2)}$ , which is one of the multigraded entries for the structure sheaf  $\mathcal{O}_{\mathbb{P}^2}$  under the 3-uple embedding. To compute this, we first construct the matrix  $\partial_{2,(7,3,2)}$ . We choose products of monomials for a basis on both the source and target. For instance,  $x^3 \wedge x^2y \otimes x^2y^2z^2 \in \left( \bigwedge^2 S_3 \otimes S_6 \right)_{(7,3,2)}$  is a basis vector

d	b	# of Relevant Matrices	Largest Matrix
6	0	1,028	596,898 × 1,246,254
	1	148	7,345 × 9,890
	2	148	7,345 × 9,890
	3	1,028	596,898 × 1,246,254
	4	1,753	4,175,947 × 12,168,528
	5	1,753	4,175,947 × 12,168,528

**Figure 2.** This table summarizes data about the matrices involved in our computations of the Veronese syzygies of  $\mathbb{P}^2$  when  $d = 6$ . We include it here to give a hint of the scale of computation involved. See Section 4 for more details.

in the source. We have

$$\partial_{2,(7,3,2)}(x^3 \wedge x^2y \otimes x^2y^2z^2) = x^3 \otimes x^4y^3z^2 - x^2y \otimes x^5y^2z^2.$$

Working over all such monomials, we represent  $\partial_{2,(7,3,2)}$  by a matrix

$$\begin{matrix} x^3 \otimes x^4y^3z^2 \\ x^2y \otimes x^5y^2z^2 \\ x^2z \otimes x^5y^3z \\ xy^2 \otimes x^6y^2z^2 \end{matrix} \begin{pmatrix} x^3 \wedge x^2y \otimes x^2y^2z^2 & x^3 \wedge xy^2 \otimes x^3yz^2 & x^3 \wedge x^2z \otimes x^2y^3z & \dots \\ 1 & 1 & 1 & \dots \\ -1 & 0 & 0 & \dots \\ 0 & 0 & -1 & \dots \\ 0 & -1 & 0 & \dots \\ \vdots & \vdots & \vdots & \ddots \end{pmatrix}.$$

The dimension of  $K_{2,2}(0; 3)_{(7,3,2)}$  is determined by the ranks and sizes of these matrices. Since  $\partial_{2,(7,3,2)}$  has 23 columns, we have

$$\begin{aligned} \dim K_{2,2}(0; 3)_{(7,3,2)} &= \dim \ker \partial_{2,(7,3,2)} - \dim \operatorname{im} \partial_{3,(7,3,2)} \\ &= (23 - \operatorname{rank} \partial_{2,(7,3,2)}) - \operatorname{rank} \partial_{3,(7,3,2)} \\ &= 23 - 8 - 15 = 0. \end{aligned}$$

Our computational approach can be summarized as follows:

- 1. Precomputation:** We use known vanishing results and facts about Hilbert series to reduce the number of matrices whose rank we need to compute. We also use standard duality results to focus on simpler matrices in some cases.
- 2. Main computation:** We construct the remaining relevant matrices, and use an LU-decomposition algorithm and distributed, high throughput computations to compute the ranks of those matrices.
- 3. Post-processing:** We assemble our data to produce the multigraded Betti numbers and the standard Betti numbers, and we apply a highest weight decomposition algorithm to obtain the Schur module decompositions.

While the largest computational challenges come from the main computation step, the scale of our data also creates some challenges in executing and coordinating

the other steps. In the following sections, we describe the relevant issues in some detail.

**Remark 2.1.** With the exception of the rank computations, all other steps are symbolic in nature. However, since we use a numerical algorithm to compute the ranks of the matrices, there is potential for numerical error in that step. See Section 4.2 In post-processing, we decompose the  $K_{p,q}$  space into Schur modules, and this can correct small numerical errors. See Section 5.2

### 3. Precomputation

#### 3.1. Determining the relevant range of Betti numbers

A number of the  $K_{p,q}$  spaces are entirely determined by combining the  $\mathbb{Z}^3$ -graded Hilbert series with known

vanishing results. The following lemma is well-known to experts, but we include it for reference.

**Lemma 3.1.** *The  $\mathbb{Z}^3$ -graded Hilbert series for  $S(b; d)$  is a rational function of the form  $A(t_0, t_1, t_2)/B(t_0, t_1, t_2)$ , where*

$$\begin{aligned} A(t_0, t_1, t_2) &= \sum_{p, \mathbf{a}} (-1)^p \dim K_{p,q}(b; d)_{\mathbf{a}} t^{\mathbf{a}} \text{ and } B(t_0, t_1, t_2) \\ &= \prod_{\mathbf{b} \in \mathbb{N}^3, |\mathbf{b}|=d} 1 - t^{\mathbf{b}}. \end{aligned}$$

**Proof.** Let  $\mathbf{F}$  be the minimal free resolution of  $S(b; d)$  as a  $R = \operatorname{Sym}(S_d)$ -module. The ring  $R$  inherits a natural  $\mathbb{Z}^3$ -grading from the  $\mathbb{Z}^3$ -grading on  $S_d$ , and thus we can assume that  $\mathbf{F} = [\dots \rightarrow F_1 \rightarrow F_0]$  is  $\mathbb{Z}^3$ -graded. If we write  $F_p := \bigoplus_{\mathbf{a}} R(-\mathbf{a})^{\beta_{p,\mathbf{a}}}$ , then we have  $\beta_{p,\mathbf{a}} = \dim K_{p,q}(b; d)_{\mathbf{a}}$ .

The  $\mathbb{Z}^3$ -graded Hilbert series of  $R$  is  $1/B(t_0, t_1, t_2)$  and thus the Hilbert series of  $R(-\mathbf{a})$  is  $t^{\mathbf{a}}/B(t_0, t_1, t_2)$ . The desired statement then follows from additivity of Hilbert series.  $\square$

If we fix  $p, b, d$  and  $|\mathbf{a}|$ , then Lemma 3.1 implies that  $A(t_0, t_1, t_2)$  entirely determines  $K_{p,q}(b; d)_{\mathbf{a}}$ , unless there are multiple values of  $q$  such that  $K_{p,q}(b; d)_{\mathbf{a}} \neq 0$ .

**Definition 3.1.** Given  $b$  and  $d$ , we define the relevant range as the set of pairs  $(p, q)$ , where  $K_{p,q}(b; d) \neq 0$  and where either  $K_{p-1,q+1}(b; d) \neq 0$  or  $K_{p+1,q-1}(b; d) \neq 0$ .

For instance, looking at  $\beta(\mathbb{P}^2, 0; 5)$  in Appendix 1, we see that the relevant range is the set  $\{(14, 1), (15, 1), (13, 2), (14, 2)\}$ . All other entries are determined by the Hilbert series.

Since it is easy to compute the Hilbert series of the modules  $S(b; d)$ , it will be much easier to compute Betti numbers outside of the relevant range. For  $\mathbb{P}^2$  the relevant range is precisely understood. See [Ein and Lazarsfeld 12, Remark 6.5] for the  $K_{p,0}$  and  $K_{p,2}$  statements, and [Green 84b, Theorem 2.2] and [Green 84a, Theorem 2.c.6] for the  $K_{p,1}$  statements.

### 3.2. Computing outside the relevant range

For values outside of the relevant range, we compute  $\beta_{p,\mathbf{a}}(b; d)$  using the Hilbert series. Recall that we must have  $|\mathbf{a}| = (p + q)d + b$  for the space to be nonzero. The following elementary algorithm computes  $A(t_0, t_1, t_2)$ .

**Algorithm 3.2.**

Input:  $b, d$ .

Output: The polynomial  $A(t_0, t_1, t_2)$  for  $S(b; d)$ , as in Lemma 3.1

- $N := d \binom{d+2}{2} - 1$  and  $L := \{\mathbf{a} \in \mathbb{N}^3 \text{ such that } |\mathbf{a}| \equiv b \pmod{d} \text{ and } |\mathbf{a}| \leq N\}$ .
- $C(t_0, t_1, t_2) := \sum_{\mathbf{a} \in L} \dim S_{\mathbf{a}} t^{\mathbf{a}}$
- Let  $A(t_0, t_1, t_2)$  be the sum of all terms of degree  $\leq N$  in the product of  $C(t_0, t_1, t_2)$  and  $B(t_0, t_1, t_2)$ .

**Proof.** By Lemma 3.1, we have  $A(t_0, t_1, t_2) = \text{HS}_{S(b;d)}(t_0, t_1, t_2)B(t_0, t_1, t_2)$ . If we can bound the degree of  $A(t_0, t_1, t_2)$ , then we can bound the number of terms in the power series  $\text{HS}_{S(b;d)}$  that we will need to consider. Each  $S(b; d)$  is a Cohen–Macaulay  $R$ -module and thus has projective dimension  $\binom{d+2}{2} - 3$ . And since  $0 \leq b \leq d$ , the regularity of  $S(b; d)$  is at most 2. Thus, the largest total degree of a nonzero Betti number of  $S(b; d)$  is  $N = d(\binom{d+2}{2} - 1)$ , and it follows that  $\deg A \leq N$ . By definition,  $C(t_0, t_1, t_2)$  is the sum of all terms of degree  $\leq N$  in the power series  $\text{HS}_{S(b;d)}(t_0, t_1, t_2)$ .  $\square$

## 4. Main computation

### 4.1. Constructing the matrices in the relevant range

Within the relevant range we can incorporate the  $S_3$ -symmetry to restrict to multidegrees  $(a_0, a_1, a_2)$  where  $a_0 \geq a_1 \geq a_2$ . Moreover, we can use duality for Koszul cohomology groups to further cut down the number of matrices we need to compute [Green 84a, Theorem 2.c.6].

The table in Figure 3 lists the number of matrices needed (after accounting for duality and  $S_3$ -symmetries) in the computations for various values of  $d$  and  $b$ .

**Remark 4.1.** For testing purposes, we also computed  $\dim K_{p,q}(b; d)$  using our rank algorithms for many  $(p, q)$  outside of the relevant range, including all  $K_{p,q}(b; d)$  for  $d \leq 4$ . In all cases, the computation gave the correct result.

Writing out and storing each of the matrices  $\partial_{p,\mathbf{a}}$  is inefficient, both in terms of runtime and memory. We streamline this process by utilizing a symmetry of the matrices  $\partial_{p,\mathbf{a}}$  for various  $\mathbf{a}$ . Consider the commutative diagram

$$\begin{array}{ccc} \bigwedge^p S_d \otimes S_{q(d+b)} & \xrightarrow{\partial_p} & \bigwedge^{p-1} S_d \otimes S_{q(d+1)+b} \\ \downarrow \phi_p & & \downarrow \phi_{p-1} \\ \bigwedge^p S_d & \xrightarrow{d_p} & \bigwedge^{p-1} S_d \end{array}$$

where  $\phi_p(m_1 \wedge m_2 \wedge \dots \wedge m_p \otimes f) = m_1 \wedge m_2 \wedge \dots \wedge m_p$  and similarly for  $\phi_{p-1}$ , and where  $d_p(m_1 \wedge m_2 \wedge \dots \wedge m_p) = \sum_{k=1}^p (-1)^k m_1 \wedge m_2 \wedge \dots \wedge \hat{m}_k \wedge \dots \wedge m_p$ .

We represent  $\partial_p$  and  $d_p$  as matrices with respect to the basis consisting of wedge/tensor powers of all monomials. For a multidegree  $\mathbf{a}$ , we write  $d_{p,\leq \mathbf{a}}$  for the submatrix of  $d_p$  involving basis vectors of degree  $\leq \mathbf{a}$ .

We claim that  $\partial_{p,\mathbf{a}}$  equals  $d_{p,\leq \mathbf{a}}$ . The crucial observation is the following. For a pure tensor  $m_1 \wedge m_2 \wedge \dots \wedge m_p \otimes f \in \bigwedge^p S_d \otimes S_e$  of degree  $\mathbf{a}$ , the monomial  $f$  is entirely determined by the multidegree  $\mathbf{a}$  and by the monomials  $m_1, m_2, \dots, m_p$ . In other words, if we know the multidegree of a monomial pure tensor, then the  $\otimes S_e$  factor is redundant information.

**Example 4.1.** Let  $S = \mathbb{C}[x, y, z]$  and consider a monomial  $m_1 \wedge m_2 \otimes f \in (\bigwedge^2 S_3 \otimes S_6)_{(7,3,2)}$ . If  $m_1 = x^3$  and  $m_2 = x^2y$  then  $f$  must equal  $x^2y^2z^2$ .

We can thus compute the rank of  $\partial_{p,\mathbf{a}}$  by computing the rank of a submatrix of a  $d_p$ . So instead of constructing and storing each  $\partial_{p,\mathbf{a}}$ , we simply precompute the matrix  $d_p$  and then take slices corresponding to any particular multidegree. In practice, this seemed to significantly improve the runtime and memory on the construction of the matrices, though we did not track precise comparisons with a more naive construction of the matrices.

**Example 4.2.** For  $d = 6$ , it took one hour on a standard laptop to construct the relevant matrices for all  $b$ . One of the more complicated entries,  $K_{9,0}(3; 6)$ , required 178 distinct matrices which took up a total of 2 GB of space. While the bulk of these matrices are very small, some of the matrices can be massive. See Figure 3 and Example 4.4 for more details.

d	b	# of Relevant Matrices	Largest Matrix
4	0	0	N/A
	1	0	N/A
	2	56	255 × 669
	3	56	255 × 669

d	b	# of Relevant Matrices	Largest Matrix
5	0	102	2,151 × 3,159
	1	0	N/A
5	2	102	2,151 × 3,159
	3	424	38,654 × 95,760
	4	424	38,654 × 95,760

**Figure 3.** There are no relevant matrices for  $d < 4$ . For  $d = 4, 5$  and each  $b$ , we list the number of relevant matrices. See Figure 2 for the data when  $d = 6$ . Some lines are identical because of duality of Koszul cohomology groups.

### 4.2. Sparse linear algebra

Computing the cohomology of (2.2) amounts to computing the ranks of many matrices. However, as seen in Figure 3 these matrices can be quite large. While standard (dense) matrix algorithms quickly fail to terminate, the matrices turn out to be quite sparse, as the formula for  $\partial_p$  given in equation (2.1) implies that each row of  $\partial_{p,a}$  has only  $p$  non-zero entries.

**Example 4.3.** For  $K_{8,1}(0; 5)$ , we use 41 matrices which range in size from  $23 \times 144$  to  $22,349 \times 24,157$ . For the largest these matrices, only 0.03% of the entries are nonzero.

We can thus use sparse algorithms for our rank computations. Specifically, we base our rank computations on a rank revealing version of LU-factorization. Like many matrix factorizations, LU-factorization seeks to write a matrix as product of two matrices that are easier to understand. In particular, if  $A$  is an  $m \times n$  matrix with  $m \geq n$ , then an exact LU-factorization writes  $A$  as:

$$QAP = LU = L \begin{pmatrix} U_{11} & U_{12} \\ 0 & 0 \end{pmatrix}$$

where:

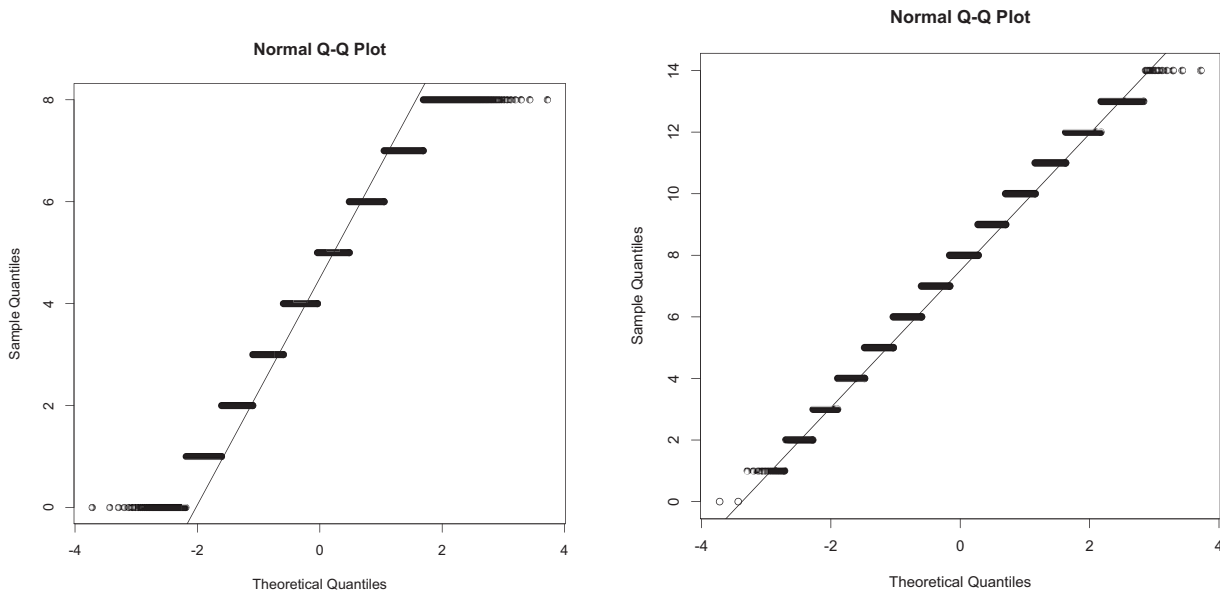
- $Q$  is an  $m \times m$  permutation matrix,
- $P$  is a  $n \times n$  permutation matrix,
- $L$  is a lower triangular matrix with unit diagonal,
- $U_{11}$  is a non-singular  $r \times r$  upper-triangular matrix, and
- $U_{12}$  is a  $r \times (m - r)$  matrix.

Given such a factorization the rank of  $A$  equals the size of  $U_{11}$ . Since we use numerical computation, in practice we generally factor  $A$  as:

$$QAP = LU = L \begin{pmatrix} U_{11} & U_{12} \\ 0 & U_{22} \end{pmatrix}$$

where  $P, Q, L, U_{11}, U_{12}$  are as before, and  $U_{22}$  is, in a sense, insignificant relative to  $U_{11}$ . Specifically we want the smallest singular value of  $U_{11}$  to be much bigger than the largest singular value of  $U_{22}$ . The number of non-zero singular values of  $A$  is then approximately the number of non-zero singular values of  $U_{11}$ , i.e., the size of  $U_{11}$ . (For a more in-depth discussion of using LU factorizations see [Golub and Van Loan 96, Section 3.2].)

We use the MatLab interface to the LUSOL library [Gill et al. 87, MATLAB XX] to produce an LU-factorization of each matrix  $A := \partial_{p,a}$ . The matrix  $U$  is an  $n \times m$  upper



**Figure 4.** These Q-Q plots are based on the Betti numbers in the first row of the Betti diagram of  $\mathcal{O}_{\mathbb{P}^2}$  with respect to the  $d = 5$  (on the left) and  $d = 6$  embeddings. They such a normal distribution, as in [Ein et al. 15, Conjecture B].



triangular matrix, whose diagonal entries are decreasing in size, and  $U_{11}$  is the sub-matrix of  $U$  on the first  $k$  columns and rows, where  $k$  is the largest number such that that  $|U_{k,k}|$  is greater than some chosen tolerance. (Since we do not have clear data on how to appropriately chose the tolerance, we chose instead to vary the tolerance. See Remark 5.1 below.) In this way, we actually compute the numerical rank of  $A$  with respect to this given tolerance. More succinctly we approximate the rank of the differential  $A := \partial_{p,\mathbf{a}}$  by counting the number of diagonal entries of  $U$  larger than the above tolerance.

While this approach using sparse LU-factorization algorithms allows us to go beyond what is currently possible with dense matrix algorithms there are two down sides. First, while sparse, our matrices tend to have very high rank (relative to their size). For instance, the matrix  $\partial_{9,(19,19,19)}$  has size  $596,898 \times 1,246,254$  and rank 596,307. This adds to the complexity of the LU-factorization algorithm, and increases runtime and memory usage. Second, due to the threshold and the approximate nature of our factorization, our rank computations are numerical and not symbolic in nature. There is the possibility of numerical error. See Section 5.2 for a discussion of error, and how post-processing catches some small numerical errors.

### 4.3. High throughput computations

The rank computations can be efficiently distributed over numerous computers. We implemented these computations using high throughput computing via HTCondor [HTCondor Team XX] on both the University of Wisconsin-Madison campus computing pool [CHTC XX] and on the Open Science Grid [Open Science Grid XX]. In addition, since some of those rank computations required substantial RAM, we used University of Wisconsin-Madison's High Throughput Computing cluster to manage our computations.

We do not a priori know the RAM and time required for individual matrix computations. We thus start by submitting jobs with LUSOL's default memory allocation. For the jobs that fail, we increase the memory allocation and resubmit. We iterate this process until the computation terminates. This approach works well with our data, as the bulk of the matrices terminate with very little RAM. However, for some computations, the memory required exceeds 250 GB of RAM, and our hardware grid has a small number of nodes with this much RAM available. These largest computations can take days to complete

**Example 4.4.** One of our larger computations was for the Betti number  $K_{9,0}(3; 6)$ . After accounting for symmetries, the computation involved 178 distinct

matrices, the largest of which was  $596,898 \times 1,246,254$ . For the matrices, the RAM and time used were:

- 80% used < 1 GB RAM, taking < 1 minute on average, with a max of 18 minutes.
- 9% used 1–10 GB RAM, taking 13 minutes on average, with a max of 40 minutes.
- 10% used 10–100 GB RAM, taking 5 hours on average, with a max of 15 hours.
- The remaining two matrices each used 450 GB RAM. One took 27 hours and the other took 49 hours.

## 5. Post-processing the data

### 5.1. Betti numbers and Schur module decompositions

Finally, we assemble and post-process the data. Obtaining the multigraded Betti numbers and the total Betti numbers is simple. For the multigraded and total Betti numbers, we have

$$\beta_{p,\mathbf{a}}(b; d) = \text{rank}(\ker \partial_{p,\mathbf{a}}) - \text{rank}(\partial_{p+1,\mathbf{a}})$$

and

$$\beta_{p,p+q}(b; d) = \sum_{\substack{\mathbf{a} \in \mathbb{Z}^{n+1} \\ |\mathbf{a}| = (p+q)d + b}} \beta_{p,\mathbf{a}}(b; d)$$

respectively. We determine the Schur module decomposition via the highest weight greedy algorithm below. For a polynomial  $P$ , we write  $\text{lex}(P)$  for the lex-leading monomial of  $P$ .

**Algorithm 5.1.** (Schur Module Decomposition).

Input:  $\beta_{p,\mathbf{a}}(b; d)$  for fixed  $b, d, p$  and all  $\mathbf{a}$  with  $|\mathbf{a}| = (p+q)d + b$ .

Output: A list  $K$  of the partitions appearing in the Schur module decomposition of  $K_{p,q}(b; d)$ , with multiplicity.

- $L := \{\mathbf{a} \text{ such that } |\mathbf{a}| = (p+q)d + b\}$  and  $H = \sum_{\mathbf{a} \in L} \beta_{p,\mathbf{a}}(b; d) \cdot t^{\mathbf{a}}$ .
- $K = \{\}$ .
- While the coefficient of  $\text{lex}(H) > 0$  do:
  - Let  $\lambda = (\lambda_1, \lambda_2, \lambda_3)$  be the weight of the lex-leading monomial in  $H$ .
  - Let  $K = K \cup \{\lambda\}$ .
  - Let  $H$  equal  $H$  minus the multigraded Hilbert series of the Schur module  $S_{\lambda}(\mathbb{C}^3)$ .
- Return  $K$ .

### 5.2. Numerical error

With the exception of the computation of the multigraded Betti numbers all other steps in our computation are symbolic. However, as we use numerical methods for the rank

computations there is a chance for errors to appear in the multigraded Betti numbers.

We can sometimes detect and correct numerical errors when we apply Algorithm 5.1. Since the  $K_{p,q}(b; d)$  spaces are  $\mathbf{GL}_3$ -representations, each space must decompose as a direct sum of a much smaller number of Schur modules. Since the numerical errors tend to arise in the larger matrices, which tend to involve the most balanced weights, the greedy algorithm outlined in Algorithm 5.1 still sometimes suggests a “best fit Schur decomposition” for our multigraded data.

For all cases with  $d \leq 5$ , there appear to have been no numerical errors.<sup>2</sup> With  $d = 6$ : there appear to be no numerical errors for  $b = 1, 2$ ; there do appear to be some numerical errors for  $b = 0, 3$  and we are continuing to process those results; and we are still awaiting the complete results for  $b = 4, 5$ , but we expect to find numerical errors in those cases as well. We believe that finding a more robust “best-fit Schur decompose” algorithm will be crucial for extending our computation beyond  $d = 6$ .

**Remark 5.1.** In a different direction, we also vary the tolerance in our computation as a way of understanding these numerical errors. For many of the rank computations, we actually perform an array of computations with various different values for the tolerance. This enables us to look over the data to see if a rank value is stable with respect to an array of tolerance values, as that would increase our confidence in the result. Moreover, we hope that this data will provide a foundation for predicting appropriate tolerance values, and thus improving the algorithm in the future. At the moment, this remains largely speculative.

## 6. Conjectures

In this section, we summarize several conjectures and observations derived by combining our data with other known results.

### 6.1. Dominant Schur modules

The most efficient way to encode the structure of the Betti tables of Veroneses is via the Schur functor description, as this encapsulates and encodes the essential symmetries of these Betti tables. We thus begin by focusing on Question 0.1. When analyzing a representation of  $\mathbf{GL}_n$ , the first layer is, in a sense, given by the dominant weight representations that appear in the decomposition. Our data led us to a conjecture about these dominant weight

representations. This can be viewed as a first approximation of an answer to Question 0.1. Moreover, our proposed answer sharpens Ein and Lazarsfeld’s Vanishing Conjecture for Veronese syzygies [Ein and Lazarsfeld 12, Conjecture 7.5], and it suggests a strong uniformity among the syzygies arising in each row of the Betti table.

In Section 1 above, we reviewed the monomial syzygy construction from [Ein et al. 16]. While the monomial syzygies  $E_{p,q}(\mathbb{P}^n, b; d)$  represent only a small fraction of the total syzygies, they are conjecturally sufficient to give sharp vanishing/nonvanishing bounds [Ein et al. 16, Remark 2.8]. In other words, Ein and Lazarsfeld’s conjecture on vanishing says that

$$E_{p,q}(\mathbb{P}^n, b; d) \neq 0 \iff K_{p,q}(\mathbb{P}^n, b; d) \neq 0.$$

We conjecture that these monomial syzygies not only control the (non)vanishing of the  $K_{p,q}(b; d)$ , but they also determine the most dominant Schur module weights.

**Conjecture 6.1.** For all  $n, d, b, p$  and  $q$ , we have:

$$\text{domWeights } E_{p,q}(\mathbb{P}^n, b; d) = \text{domWeights } K_{p,q}(\mathbb{P}^n, b; d).$$

We underscore the counterintuitive nature of the conjecture. We see no obvious reason why monomial syzygies should determine the vanishing/nonvanishing question, let alone why they would provide a full description of the dominant weights. But Conjecture 6.1, which was discovered primarily through our experimental data, suggests that these simple monomial syzygies are deeply connected to the Schur module structure of the  $K_{p,q}$  spaces.

**Example 6.1.** The space  $K_{2,1}(0; 4)$  is the direct sum of *nine* distinct Schur modules, each with multiplicity one. There are two dominant weight Schur modules:  $\mathbf{S}_{(9,2,1)}$  and  $\mathbf{S}_{(8,4,0)}$ . These are naturally in bijection with the two dominant weight monomial syzygies from  $E_{2,1}(0; 4)$ :  $x_0^3 x_1 \wedge x_0^3 x_2 \otimes x_0^3 x_1$  and  $x_0^3 x_1 \wedge x_0^2 x_1^2 \otimes x_0^3 x_1$ .

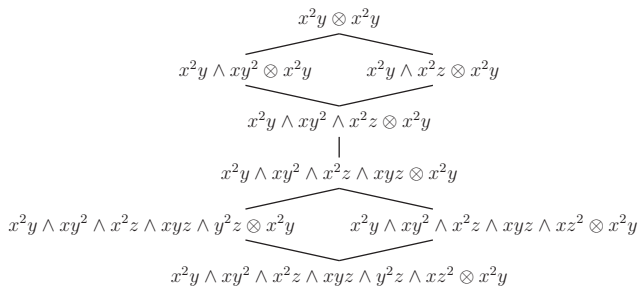
The conjecture also suggests a mysterious uniformity among all of the  $K_{p,q}(\mathbb{P}^n, b; d)$  lying in a single row of a Betti table. Namely, if we vary only  $p$ , then the monomial syzygies constructed in [Ein et al. 16] naturally form a graded lattice, with a unique maximal and minimal element. In other words, it is natural to think of the entire  $q$ th row as a single object

$$K_{\bullet,q}(\mathbb{P}^n, b; d) := \bigoplus_p K_{p,q}(\mathbb{P}^n, b; d)$$

and to ask whether this vector space is a representation (or even an irreducible representation) over a larger group. Precisely such a phenomenon occurs when  $d = 2$  by [Sam 14].

<sup>2</sup> Interestingly, earlier computations where we used a QR-decomposition algorithm seem to have produced minor numerical errors in a small number of multigraded Betti numbers for  $d = 5$ .

**Example 6.2.** Consider  $K_{\bullet,1}(\mathbb{P}^2, 0; 3)$ , which corresponds to the first row of the Betti table in Example 1.1. The most dominant weights of  $K_{p,1}(\mathbb{P}^2, 0; 3)$  are in bijection with the weights of the monomial syzygies in the  $p$ th row of the following lattice:



We have confirmed Conjecture 6.1 even in some cases, where a full computation of the  $K_{p,q}$  is infeasible. Our rank computations of  $\partial_{p,\mathbf{a}}$  take the longest when  $\mathbf{a}$  is highly balanced, e.g.  $\mathbf{a} = (12, 11, 10)$ . By contrast, Conjecture 6.1 addresses the most dominant—and thus most unbalanced—weights. The parallel nature of our computational techniques thus enabled us to verify Conjecture 6.1 in some cases when  $d = 7$ .

In all of the examples, we have computed, the multiplicities of the dominant weight Schur modules is always one. It would be interesting to know whether this always holds.

**Question 6.1.** Let  $\lambda \in \text{domWeights } K_{p,q}(\mathbb{P}^n, b; d)$ . Does the representation  $S_\lambda(\mathbb{C}^{n+1})$  appear in  $K_{p,q}(\mathbb{P}^n, b; d)$  with multiplicity one?

Related to Conjecture 6.1 and Question 0.1, we propose the following vague question:

**Question 6.2.** Find a compelling combinatorial description of the set  $\text{domWeights } K_{p,q}(\mathbb{P}^n, b; d)$ .

A closely related conjecture based on the data is that the last nonzero  $K_{p,1}(0; d)$  space is a particular irreducible Schur module.

**Conjecture 6.2.** Let  $p := d \cdot \binom{d+1}{2}$ , and let

$$(a, b, c) = \left( \binom{d+2}{3} - 1, \frac{1}{6}d(d^2 + 5), \binom{d+1}{3} - 1 \right).$$

We have  $K_{p,p+1}(\mathbb{P}^2, 0; d) \cong S_{(a,b,c)}$ .

This provides a Schur functor analogue of the corresponding conjecture from [Castricky et al. XX, §8.3]. Note that the specific value of  $p$  is the maximum value, where  $K_{p,p+1}(0; d) \neq 0$ .

## 6.2. Normal distribution

In [Ein et al. 15], the authors show that a “randomly” chosen Betti table converges (up to some rescaling function) to a binomial distribution, which then in turn converges to a normal distribution via the law of large numbers. This led to the conjecture that for Veronese embeddings, a plot of Betti numbers in any row of the Betti should converge, after rescaling, to a normal distribution.

In order to test this conjecture, it is useful to define what we call the Betti distribution for  $(q, b, d)$ . Fixing  $b, d$ , and  $q$ , we consider the function  $p \mapsto C \dim \cdot K_{p+c,q}(b; d)$  where  $C \in \mathbb{Q}$  is the appropriate constant so that this is a discrete probability distribution and  $c \in \mathbb{Z}$  is such that the first non-zero value occurs when  $p = 0$ . We then can compare these distributions to others in hopes of shedding light on the normality conjecture.

One way to compare our data to a normal distribution is by creating a quantile–quantile (or Q–Q) plot. Specifically, having fixed  $q, b$ , and  $d$  we consider the Q–Q plot comparing the Betti distribution for  $(q, b, d)$  to the normal distribution of best fit. If these two distributions were approximately the same we would expect the points in the Q–Q plot to be roughly distributed along the line  $y = x$ . Our resulting plots provide mild evidence for the conjecture.

Examining these Q–Q plots in further detail it seems that noise in the tails of the rows often muddies plots. In light of this – and as the tails of the row are unlikely to effect any form of convergence to a normal distribution – we also performed the above procedure after truncating the first few and last entries of each row. These plots appear in Figure 4 and provide the first computational evidence for [Ein et al. 15, Conjecture B] for any variety of dimension  $> 1$ . These graphics not only support [Ein et al. 15, Conjecture B], but they suggest that the conjectured behavior might kick even for modest values of  $d$ .

## 6.3. Boij–Söderberg coefficients

Boij–Söderberg theory shows that the Betti table of any graded module can be decomposed as a positive rational sum of certain building blocks known as pure diagrams. The first proof of the main result appears in [Eisenbud and



**Figure 5.** We plot the Boij–Söderberg coefficients of  $\mathcal{O}_{\mathbb{P}^2}(3)$  under the embedding by  $d = 5$  (on the left) and  $\mathcal{O}_{\mathbb{P}^2}$  under the embedding by  $d = 6$  (on the right). See also Example 6.4.

Schreyer 09, Theorem 0.2], and [Fløystad 12] provides an expository treatment of the theory, including definitions of the relevant terms. As a consequence of Boij–Söderberg theory, we can study the rational coefficients that arise in this decomposition.

To get coefficients that are well-defined, we need to choose a basis for the pure diagrams  $\pi_{\mathbf{d}}$ . Given a degree sequence  $\mathbf{d} = (d_0, d_1, \dots, d_r)$  we set  $\pi_{\mathbf{d}}$  as the Betti table (with rational entries), where

$$\beta_{i,j}(\pi_{\mathbf{d}}) := \begin{cases} \prod_{i \neq j} \frac{1}{|d_i - d_j|} & \text{if } j = d_i \\ 0 & \text{if } j \neq d_i. \end{cases}$$

For instance,

$$\pi_{(0,2,3)} = \begin{pmatrix} \frac{1}{6} & - & - \\ - & \frac{1}{2} & - \\ - & - & \frac{1}{3} \end{pmatrix}.$$

Then for any graded module  $M$  over a polynomial ring, there exists a chain of degree sequences  $C_M$  such that we can uniquely write

0	1	2	3	4	5	6	7	8	9	10	11	12	13	14	15	16	17	18
10	165	1260	5865	18360	39900	58695	49419	12870	2002	.	.	.	.	.	.	.	.	.
.	.	.	120	1575	9639	52650	172172	291720	338130	291720	192780	97920	37740	10710	2115	260	15	.
.	.	.	.	.	.	.	.	.	.	.	.	.	.	.	.	.	.	.

$$\beta(M) = \sum_{\mathbf{d} \in C_M} a_{\mathbf{d}} \pi_{\mathbf{d}} \text{ with } a_{\mathbf{d}} \in \mathbb{Q}_{>0}.$$

See, for instance, [Fløystad 12, Theorem 5.1] for a discussion of these decompositions and their uniqueness properties. We define the Boij–Söderberg coefficients of  $M$  as the sequence  $(a_{\mathbf{d}})_{\mathbf{d} \in C_M}$ .

**Example 6.3.** Let  $S = \mathbb{Q}[x, y, z]$  and  $I = \langle x^2, xy, y^4 \rangle$ . Then, we have the decomposition

$$\beta(S/I) = \begin{pmatrix} 1 & - & - \\ - & 2 & 1 \\ - & - & - \\ - & 1 & 1 \end{pmatrix} = 3 \cdot \begin{pmatrix} \frac{1}{6} & - & - \\ - & \frac{1}{2} & \frac{1}{3} \\ - & - & - \\ - & - & - \end{pmatrix} + 3 \cdot \begin{pmatrix} \frac{1}{10} & - & - \\ - & \frac{1}{6} & - \\ - & - & - \\ - & - & \frac{1}{15} \end{pmatrix} + 4 \cdot \begin{pmatrix} \frac{1}{20} & - & - \\ - & - & - \\ - & - & - \\ - & \frac{1}{4} & \frac{1}{5} \end{pmatrix}$$

and thus the Boij–Söderberg coefficients of  $S/I$  are  $(3, 3, 4)$ .

In [Ein et al. 15, §3], the Boij–Söderberg coefficients of Veronese varieties are shown to be closely connected to the conjectural “normal distribution” property discussed in the previous section, and thus Question 0.3 naturally raises the following question:

**Question 6.3.** For fixed  $b$  and  $d \rightarrow \infty$ , how do the Boij–Söderberg coefficients behave?

The limited data we have gathered suggested that the Boij–Söderberg coefficients are unlikely to be evenly or sporadically distributed; see Example 6.4 and Figure 5. In fact, we conjecture:

**Conjecture 6.3.** For any  $b, d$ , the Boij–Söderberg coefficients of  $\beta(\mathbb{P}^2, b; d)$  are unimodal.

We restrict this conjecture to  $\mathbb{P}^2$  because more complicated overlaps between rows will arise for  $\mathbb{P}^n$  with  $n \geq 3$  and  $d \gg 0$ , and our data are insufficient to shed light on that.

One can sharpen Question 6.3 in other ways: does one of the coefficients dominate, as in [Erman 15]? Under appropriate rescaling, will the coefficients converge to a reasonable function in the limit?

**Example 6.4.** We compute the Betti table  $\beta(\mathbb{P}^2, 3; 5)$  to be

The Boij–Söderberg coefficients are massive. For instance, the first coefficient is 2636271525888000. To make the coefficients more reasonable, we rescale by  $10^{-16}$  and round off, yielding the sequence of (rescaled) Boij–Söderberg coefficients

$$(.263627, 1.5441, 8.05149, 4.52584, 1.04027, .455071, .125537)$$

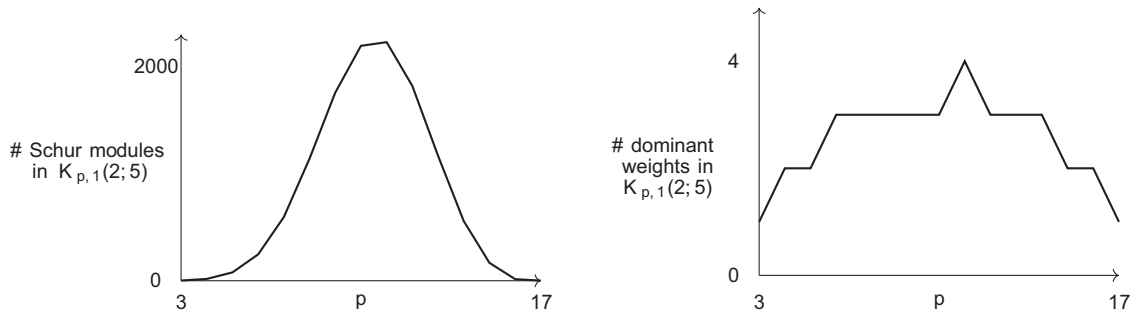
These are plotted on the left in Figure 5.

### 6.4. Unimodality

Many natural statistics associated to the syzygies of Veronese embeddings appear to always behave unimodally. This leads us to propose the following question.

**Question 6.4.** Fix  $d, n, b$  and  $q$ . When is each of the following a unimodal function of  $p$ ?

1. The rank of  $K_{p,q}(\mathbb{P}^n, b; d)$ ;
2. The number of distinct irreducible Schur modules appearing in  $K_{p,q}(\mathbb{P}^n, b; d)$ ;
3. The total number of irreducible Schur modules appearing in  $K_{p,q}(\mathbb{P}^n, b; d)$ ;
4. The largest multiplicity of a Schur module in  $K_{p,q}(\mathbb{P}^n, b; d)$ ;
5. The number of dominant weights in  $K_{p,q}(\mathbb{P}^n, b; d)$ .



**Figure 6.** The left plots the number of Schur modules (with multiplicity) in  $K_{p,1}(\mathbb{P}^2, 3; 5)$  for  $3 \leq p \leq 17$ . The right plots the number of dominant weights for the same input. Both plots are unimodal, as suggested in Question 6.4.

The data suggests that these functions are nearly always unimodal. This would not be surprising, especially in light of the conjectural normally distributed behavior of the Betti numbers. However, proving unimodality of one of the above functions might be a more tractable first step toward Question 0.3.

**Remark 6.1.** In Question 6.4(5), unimodality fails for  $d = 3$  and  $b = 0$ . See Example 6.2. This is the only known failure of unimodality that we are aware of.

**Example 6.5.** On  $\mathbb{P}^2$ , we consider the case  $b = 2$  and  $d = 4$  and  $q = 0$ . See Appendix 1 for the Betti table. The rank of  $K_{p,0}(\mathbb{P}^2, 2; 4)$  is  $(6, 62, 276, 660, 825, 252)$  for  $0 \leq p \leq 5$ , and the rank is 0 for other values of  $p$ . The number of irreducible Schur modules (with multiplicity) in  $K_{p,0}(\mathbb{P}^2, 2; 4)$  is  $(1, 2, 7, 12, 13, 5)$  for  $0 \leq p \leq 5$ .

**Example 6.6.** On  $\mathbb{P}^2$  we consider the case  $b = 2$  and  $d = 5$  and  $q = 0$ . The number of irreducible Schur modules (with multiplicity) for  $K_{p,1}(\mathbb{P}^2, 2; 5)$  is plotted in Figure 6. The number of dominant weights in  $K_{p,1}(\mathbb{P}^2, 2; 5)$  is  $(1, 2, 2, 3, 3, 3, 4, 3, 3, 3, 3, 3, 2, 2, 1)$ , and is also plotted in Figure 6.

### 6.5. Redundancy

The following question was first posed to us, in various forms, by Eisenbud, Lazarsfeld, and Raicu. We focus on the case of  $\mathbb{P}^2$  for simplicity.

**Question 6.5.** Fix  $b$  and let  $d \gg 0$ . Are most syzygies of  $\mathcal{O}_{\mathbb{P}^2}(b)$  under the  $d$ -uple embedding determined by the Hilbert series? Or are most syzygies irrelevant to the Hilbert

series? More precisely, for which  $\epsilon > 0$  and  $d \gg 0$  can we find some  $(p, q)$  where

$$\left| 1 - \frac{\dim K_{p,q}(\mathbb{P}^2, b; d)}{\dim K_{p-1,q+1}(\mathbb{P}^2, b; d)} \right| < \epsilon?$$

Our data does not provide a clear indication of what to expect for this question. For  $d = 4$ , the entry with the highest proportion of “redundant” syzygies comes in the case  $b = 2$ , where we have  $K_{5,0}(2; 4) = 252$  and  $K_{4,1}(2; 4) = 450$  and

$$\left| 1 - \frac{\dim K_{5,0}(\mathbb{P}^2, 2; 4)}{\dim K_{4,1}(\mathbb{P}^2, 2; 4)} \right| = 0.44.$$

For  $d = 5$  and  $d = 6$ , the most redundant entries also occur for  $b = 2$  and  $(p, q) = (5, 0)$ . In the case  $d = 5$  we have  $\left| 1 - \frac{\dim K_{5,0}(\mathbb{P}^2, 2; 5)}{\dim K_{5,1}(\mathbb{P}^2, 2; 5)} \right| \approx 0.59$ , and for  $d = 6$  the corresponding value is  $\approx 0.57$ . It would be interesting to better understand what is possible in the limit as  $d \rightarrow \infty$ .

One could also questions about redundancy of multi-graded Betti numbers or of Schur functors. For instance, a folklore question had been to produce an example where redundant Schur modules appear. For  $b = 0$ , we find that first case arises when  $d = 5$ , where both  $K_{14,1}(0; 5)$  and  $K_{13,2}(0; 5)$  have a copy of  $\mathbf{S}_{(30,25,20)}$ .

**Question 6.6.** Do such redundant Schur modules appear frequently or only sporadically?

**Example 6.7.** For all  $d \leq 5$  and all  $0 \leq b < 4$ , the only redundant Schur modules that arise are  $\mathbf{S}_{(30,25,20)}$  which arises in both  $K_{14,1}(0; 5)$  and  $K_{13,2}(0; 5)$ ;  $\mathbf{S}_{(30,24,21)}$  which arises in both  $K_{14,1}(0; 5)$  and  $K_{13,2}(0; 5)$ ; and the dual examples for  $b = 3$ .



$\beta(\mathbb{P}^2, 4; 5)$ 

	0	1	2	3	4	5	6	7	8	9	10	11	12	13	14	15	16	17	18
	15	260	2115	10710	37740	97920	192780	291720	338130	291720	172172	52650	9639	1575	120	.	.	.	.
=	.	.	.	.	.	.	.	.	.	2002	12870	49419	58695	39900	18360	5865	1260	165	10
	.	.	.	.	.	.	.	.	.	.	.	.	.	.	.	.	.	.	.

## Appendix 2. Schur module decompositions

Here, we include the Schur module decomposition of  $K_{p,q}(\mathbb{P}^2, 0; 5)$  and  $K_{p,q}(\mathbb{P}^2, 3; 5)$  for all  $(p, q)$  in the relevant range. Complete Schur module decompositions for the remainder of the computed examples is available at <https://syzygydata.com>.

$$K_{14,1}(\mathbb{P}^2, 0; 5) \cong \mathbf{S}_{(34,21,20)} \oplus \mathbf{S}_{(33,25,17)} \oplus \mathbf{S}_{(33,24,18)} \oplus \mathbf{S}_{(33,23,19)} \oplus \mathbf{S}_{(33,22,20)} \oplus \mathbf{S}_{(32,25,18)} \oplus \mathbf{S}_{(32,24,19)} \oplus \mathbf{S}_{(32,23,20)} \oplus \mathbf{S}_{(32,22,21)} \\ \oplus \mathbf{S}_{(31,25,19)} \oplus \mathbf{S}_{(31,24,20)} \oplus \mathbf{S}_{(31,23,21)} \oplus \mathbf{S}_{(30,25,20)} \oplus \mathbf{S}_{(30,24,21)} \oplus \mathbf{S}_{(29,25,21)}$$

$$K_{15,1}(\mathbb{P}^2, 0; 5) \cong \mathbf{S}_{(34,25,21)}$$

$$K_{13,2}(\mathbb{P}^2, 0; 5) \cong \mathbf{S}_{(30,30,15)} \oplus \mathbf{S}_{(30,28,17)} \oplus \mathbf{S}_{(30,27,18)} \oplus \mathbf{S}_{(30,26,19)} \oplus \mathbf{S}_{(30,25,20)} \oplus \mathbf{S}_{(30,24,21)} \oplus \mathbf{S}_{(29,26,20)} \oplus \mathbf{S}_{(29,24,22)} \oplus \mathbf{S}_{(28,28,19)} \\ \oplus \mathbf{S}_{(28,27,20)} \oplus \mathbf{S}_{(28,26,21)}^2 \oplus \mathbf{S}_{(28,25,22)} \oplus \mathbf{S}_{(28,24,23)} \oplus \mathbf{S}_{(27,26,22)} \oplus \mathbf{S}_{(27,24,24)} \oplus \mathbf{S}_{(26,26,23)}$$

$$K_{14,2}(\mathbb{P}^2, 0; 5) \cong \mathbf{S}_{(32,30,18)} \oplus \mathbf{S}_{(32,28,20)}^2 \oplus \mathbf{S}_{(32,27,21)} \oplus \mathbf{S}_{(32,26,22)}^2 \oplus \mathbf{S}_{(32,24,24)}^2 \oplus \mathbf{S}_{(31,30,19)} \oplus \mathbf{S}_{(31,29,20)} \oplus \mathbf{S}_{(31,28,21)}^2 \oplus \mathbf{S}_{(31,27,22)}^2 \\ \oplus \mathbf{S}_{(31,26,23)}^2 \oplus \mathbf{S}_{(31,25,24)} \oplus \mathbf{S}_{(30,30,20)} \oplus \mathbf{S}_{(30,29,21)} \oplus \mathbf{S}_{(30,28,22)}^3 \oplus \mathbf{S}_{(30,27,23)}^2 \oplus \mathbf{S}_{(30,26,24)}^3 \oplus \mathbf{S}_{(29,28,23)}^2 \\ \oplus \mathbf{S}_{(29,27,24)}^2 \oplus \mathbf{S}_{(29,26,25)} \oplus \mathbf{S}_{(28,28,24)}^2 \oplus \mathbf{S}_{(28,27,25)} \oplus \mathbf{S}_{(28,26,26)}$$

$$K_{5,0}(\mathbb{P}^2, 3; 5) \cong \mathbf{S}_{(20,4,4)} \oplus \mathbf{S}_{(19,7,2)} \oplus \mathbf{S}_{(19,6,3)} \oplus \mathbf{S}_{(19,5,4)} \oplus \mathbf{S}_{(18,8,2)} \oplus \mathbf{S}_{(18,7,3)}^2 \oplus \mathbf{S}_{(18,6,4)}^3 \oplus \mathbf{S}_{(17,9,2)}^2 \oplus \mathbf{S}_{(17,8,3)}^4 \\ \oplus \mathbf{S}_{(17,7,4)}^6 \oplus \mathbf{S}_{(17,6,5)}^3 \oplus \mathbf{S}_{(16,10,2)}^2 \oplus \mathbf{S}_{(16,9,3)}^5 \oplus \mathbf{S}_{(16,8,4)}^9 \oplus \mathbf{S}_{(16,7,5)}^6 \oplus \mathbf{S}_{(16,6,6)}^4 \oplus \mathbf{S}_{(15,11,2)}^3 \\ \oplus \mathbf{S}_{(15,10,3)}^6 \oplus \mathbf{S}_{(15,9,4)}^{10} \oplus \mathbf{S}_{(15,8,5)}^{11} \oplus \mathbf{S}_{(15,7,6)}^8 \oplus \mathbf{S}_{(14,12,2)} \oplus \mathbf{S}_{(14,11,3)}^5 \oplus \mathbf{S}_{(14,10,4)}^{11} \oplus \mathbf{S}_{(14,9,5)}^{12} \\ \oplus \mathbf{S}_{(14,8,6)}^{13} \oplus \mathbf{S}_{(14,7,7)}^4 \oplus \mathbf{S}_{(13,13,2)} \oplus \mathbf{S}_{(13,12,3)}^3 \oplus \mathbf{S}_{(13,11,4)}^8 \oplus \mathbf{S}_{(13,10,5)}^{12} \oplus \mathbf{S}_{(13,9,6)}^{13} \oplus \mathbf{S}_{(13,8,7)}^9 \\ \oplus \mathbf{S}_{(12,12,4)}^3 \oplus \mathbf{S}_{(12,11,5)}^7 \oplus \mathbf{S}_{(12,10,6)}^{12} \oplus \mathbf{S}_{(12,9,7)}^9 \oplus \mathbf{S}_{(12,8,8)}^5 \oplus \mathbf{S}_{(11,11,6)}^4 \oplus \mathbf{S}_{(11,10,7)}^7 \oplus \mathbf{S}_{(11,9,8)}^4 \\ \oplus \mathbf{S}_{(10,10,8)}^3 \oplus \mathbf{S}_{(10,9,9)}$$

$$K_{6,0}(\mathbb{P}^2, 3; 5) \cong \mathbf{S}_{(22,7,4)} \oplus \mathbf{S}_{(21,9,3)} \oplus \mathbf{S}_{(21,8,4)} \oplus \mathbf{S}_{(21,7,5)}^2 \oplus \mathbf{S}_{(20,9,4)}^3 \oplus \mathbf{S}_{(20,8,5)}^3 \oplus \mathbf{S}_{(20,7,6)}^2 \oplus \mathbf{S}_{(19,11,3)}^2 \oplus \mathbf{S}_{(19,10,4)}^4 \\ \oplus \mathbf{S}_{(19,9,5)}^7 \oplus \mathbf{S}_{(19,8,6)}^5 \oplus \mathbf{S}_{(19,7,7)}^4 \oplus \mathbf{S}_{(18,12,3)} \oplus \mathbf{S}_{(18,11,4)}^5 \oplus \mathbf{S}_{(18,10,5)}^7 \oplus \mathbf{S}_{(18,9,6)}^{10} \oplus \mathbf{S}_{(18,8,7)}^6 \\ \oplus \mathbf{S}_{(17,13,3)}^2 \oplus \mathbf{S}_{(17,12,4)}^5 \oplus \mathbf{S}_{(17,11,5)}^{12} \oplus \mathbf{S}_{(17,10,6)}^{12} \oplus \mathbf{S}_{(17,9,7)}^{14} \oplus \mathbf{S}_{(17,8,8)}^4 \oplus \mathbf{S}_{(16,13,4)}^5 \oplus \mathbf{S}_{(16,12,5)}^8 \\ \oplus \mathbf{S}_{(16,11,6)}^{15} \oplus \mathbf{S}_{(16,10,7)}^{15} \oplus \mathbf{S}_{(16,9,8)}^{10} \oplus \mathbf{S}_{(15,15,3)}^2 \oplus \mathbf{S}_{(15,14,4)}^2 \oplus \mathbf{S}_{(15,13,5)}^9 \oplus \mathbf{S}_{(15,12,6)}^{13} \oplus \mathbf{S}_{(15,11,7)}^{19} \\ \oplus \mathbf{S}_{(15,10,8)}^{13} \oplus \mathbf{S}_{(15,9,9)}^8 \oplus \mathbf{S}_{(14,14,5)} \oplus \mathbf{S}_{(14,13,6)}^7 \oplus \mathbf{S}_{(14,12,7)}^{11} \oplus \mathbf{S}_{(14,11,8)}^{15} \oplus \mathbf{S}_{(14,10,9)}^8 \oplus \mathbf{S}_{(13,13,7)}^8 \\ \oplus \mathbf{S}_{(13,12,8)}^8 \oplus \mathbf{S}_{(13,11,9)}^{11} \oplus \mathbf{S}_{(13,10,10)}^3 \oplus \mathbf{S}_{(12,12,9)}^3 \oplus \mathbf{S}_{(12,11,10)}^3 \oplus \mathbf{S}_{(11,11,11)}^2$$

$$K_{7,0}(\mathbb{P}^2, 3; 5) \cong \mathbf{S}_{(24,9,5)} \oplus \mathbf{S}_{(24,7,7)} \oplus \mathbf{S}_{(23,10,5)} \oplus \mathbf{S}_{(23,9,6)} \oplus \mathbf{S}_{(23,8,7)} \oplus \mathbf{S}_{(22,11,5)}^2 \oplus \mathbf{S}_{(22,10,6)}^2 \oplus \mathbf{S}_{(22,9,7)}^4 \oplus \mathbf{S}_{(21,12,5)}^2 \\ \oplus \mathbf{S}_{(21,11,6)}^3 \oplus \mathbf{S}_{(21,10,7)}^5 \oplus \mathbf{S}_{(21,9,8)}^4 \oplus \mathbf{S}_{(20,13,5)}^3 \oplus \mathbf{S}_{(20,12,6)}^4 \oplus \mathbf{S}_{(20,11,7)}^8 \oplus \mathbf{S}_{(20,10,8)}^5 \oplus \mathbf{S}_{(20,9,9)}^5 \\ \oplus \mathbf{S}_{(19,14,5)}^2 \oplus \mathbf{S}_{(19,13,6)}^5 \oplus \mathbf{S}_{(19,12,7)}^9 \oplus \mathbf{S}_{(19,11,8)}^{10} \oplus \mathbf{S}_{(19,10,9)}^7 \oplus \mathbf{S}_{(18,15,5)}^2 \oplus \mathbf{S}_{(18,14,6)}^4 \oplus \mathbf{S}_{(18,13,7)}^{10} \\ \oplus \mathbf{S}_{(18,12,8)}^{10} \oplus \mathbf{S}_{(18,11,9)}^{12} \oplus \mathbf{S}_{(18,10,10)}^2 \oplus \mathbf{S}_{(17,16,5)} \oplus \mathbf{S}_{(17,15,6)}^3 \oplus \mathbf{S}_{(17,14,7)}^8 \oplus \mathbf{S}_{(17,13,8)}^{12} \oplus \mathbf{S}_{(17,12,9)}^{13} \\ \oplus \mathbf{S}_{(17,11,10)}^8 \oplus \mathbf{S}_{(16,16,6)} \oplus \mathbf{S}_{(16,15,7)}^5 \oplus \mathbf{S}_{(16,14,8)}^7 \oplus \mathbf{S}_{(16,13,9)}^{13} \oplus \mathbf{S}_{(16,12,10)}^8 \oplus \mathbf{S}_{(16,11,11)}^6 \oplus \mathbf{S}_{(15,15,8)}^4 \\ \oplus \mathbf{S}_{(15,14,9)}^7 \oplus \mathbf{S}_{(15,13,10)}^9 \oplus \mathbf{S}_{(15,12,11)}^6 \oplus \mathbf{S}_{(14,14,10)}^2 \oplus \mathbf{S}_{(14,13,11)}^5 \oplus \mathbf{S}_{(14,12,12)}^6 \oplus \mathbf{S}_{(13,13,12)}^{20}$$

$$K_{8,0}(\mathbb{P}^2, 3; 5) \cong \mathbf{S}_{(26,10,7)} \oplus \mathbf{S}_{(25,10,8)} \oplus \mathbf{S}_{(24,12,7)} \oplus \mathbf{S}_{(24,11,8)} \oplus \mathbf{S}_{(24,10,9)}^2 \oplus \mathbf{S}_{(23,12,8)} \oplus \mathbf{S}_{(23,11,9)} \oplus \mathbf{S}_{(23,10,10)}^2 \oplus \mathbf{S}_{(22,14,7)} \\ \oplus \mathbf{S}_{(22,13,8)} \oplus \mathbf{S}_{(22,12,9)}^3 \oplus \mathbf{S}_{(22,11,10)}^2 \oplus \mathbf{S}_{(21,14,8)} \oplus \mathbf{S}_{(21,13,9)} \oplus \mathbf{S}_{(21,12,10)}^3 \oplus \mathbf{S}_{(20,16,7)} \oplus \mathbf{S}_{(20,15,8)} \\ \oplus \mathbf{S}_{(20,14,9)}^3 \oplus \mathbf{S}_{(20,13,10)}^3 \oplus \mathbf{S}_{(20,12,11)}^2 \oplus \mathbf{S}_{(19,16,8)} \oplus \mathbf{S}_{(19,15,9)} \oplus \mathbf{S}_{(19,14,10)}^3 \oplus \mathbf{S}_{(19,13,11)} \oplus \mathbf{S}_{(19,12,12)}^2 \\ \oplus \mathbf{S}_{(18,18,7)} \oplus \mathbf{S}_{(18,17,8)} \oplus \mathbf{S}_{(18,16,9)}^3 \oplus \mathbf{S}_{(18,15,10)}^3 \oplus \mathbf{S}_{(18,14,11)}^3 \oplus \mathbf{S}_{(18,13,12)}^2 \oplus \mathbf{S}_{(17,16,10)}^2 \oplus \mathbf{S}_{(17,15,11)} \\ \oplus \mathbf{S}_{(17,14,12)}^3 \oplus \mathbf{S}_{(16,16,11)}^2 \oplus \mathbf{S}_{(16,15,12)}^2 \oplus \mathbf{S}_{(16,14,13)}^2 \oplus \mathbf{S}_{(15,14,14)}$$

$$K_{9,0}(\mathbb{P}^2, 3; 5) \cong \mathbf{S}_{(28,10,10)} \oplus \mathbf{S}_{(26,12,10)} \oplus \mathbf{S}_{(24,14,10)} \oplus \mathbf{S}_{(24,12,12)} \oplus \mathbf{S}_{(22,16,10)} \oplus \mathbf{S}_{(22,14,12)} \oplus \mathbf{S}_{(20,18,10)} \oplus \mathbf{S}_{(20,16,12)} \oplus \mathbf{S}_{(20,14,14)} \\ \oplus \mathbf{S}_{(18,18,12)} \oplus \mathbf{S}_{(18,16,14)} \oplus \mathbf{S}_{(16,16,16)}$$

$$K_{4,1}(\mathbb{P}^2, 3; 5) \cong \mathbf{S}_{(14,14,0)}$$

$$K_{5,1}(\mathbb{P}^2, 3; 5) \cong \mathbf{S}_{(18,14,1)} \oplus \mathbf{S}_{(17,14,2)} \oplus \mathbf{S}_{(16,14,3)} \oplus \mathbf{S}_{(15,14,4)} \oplus \mathbf{S}_{(14,14,5)}$$

$$K_{6,1}(\mathbb{P}^2, 3; 5) \cong \mathbf{S}_{(21,15,2)} \oplus \mathbf{S}_{(21,14,3)} \oplus \mathbf{S}_{(20,15,3)} \oplus \mathbf{S}_{(20,14,4)} \oplus \mathbf{S}_{(19,17,2)} \oplus \mathbf{S}_{(19,16,3)} \oplus \mathbf{S}_{(19,15,4)}^2 \oplus \mathbf{S}_{(19,14,5)}^2 \oplus \mathbf{S}_{(18,17,3)} \\ \oplus \mathbf{S}_{(18,16,4)} \oplus \mathbf{S}_{(18,15,5)}^2 \oplus \mathbf{S}_{(18,14,6)}^2 \oplus \mathbf{S}_{(17,17,4)} \oplus \mathbf{S}_{(17,16,5)} \oplus \mathbf{S}_{(17,15,6)}^2 \oplus \mathbf{S}_{(17,14,7)}^2 \oplus \mathbf{S}_{(16,15,7)} \\ \oplus \mathbf{S}_{(16,14,8)} \oplus \mathbf{S}_{(15,15,8)} \oplus \mathbf{S}_{(15,14,9)} \oplus \mathbf{S}_{(14,12,12)}^5 \oplus \mathbf{S}_{(13,13,12)}^{18}$$

$$K_{7,1}(\mathbb{P}^2, 3; 5) \cong \mathbf{S}_{(24,15,4)} \oplus \mathbf{S}_{(23,17,3)} \oplus \mathbf{S}_{(23,16,4)} \oplus \mathbf{S}_{(23,15,5)}^3 \oplus \mathbf{S}_{(23,14,6)} \oplus \mathbf{S}_{(23,13,7)} \oplus \mathbf{S}_{(23,11,9)} \oplus \mathbf{S}_{(22,17,4)}^2 \oplus \mathbf{S}_{(22,16,5)}^2 \\ \oplus \mathbf{S}_{(22,15,6)}^4 \oplus \mathbf{S}_{(22,14,7)}^2 \oplus \mathbf{S}_{(22,13,8)} \oplus \mathbf{S}_{(22,12,9)} \oplus \mathbf{S}_{(22,11,10)} \oplus \mathbf{S}_{(21,19,3)} \oplus \mathbf{S}_{(21,18,4)}^2 \oplus \mathbf{S}_{(21,17,5)}^5 \\ \oplus \mathbf{S}_{(21,16,6)}^5 \oplus \mathbf{S}_{(21,15,7)}^8 \oplus \mathbf{S}_{(21,14,8)}^3 \oplus \mathbf{S}_{(21,13,9)}^3 \oplus \mathbf{S}_{(21,12,10)} \oplus \mathbf{S}_{(21,11,11)}^2 \oplus \mathbf{S}_{(20,19,4)} \oplus \mathbf{S}_{(20,18,5)}^2 \\ \oplus \mathbf{S}_{(20,17,6)}^6 \oplus \mathbf{S}_{(20,16,7)}^5 \oplus \mathbf{S}_{(20,15,8)}^8 \oplus \mathbf{S}_{(20,14,9)}^4 \oplus \mathbf{S}_{(20,13,10)}^3 \oplus \mathbf{S}_{(20,12,11)}^2 \oplus \mathbf{S}_{(19,19,5)}^3 \oplus \mathbf{S}_{(19,18,6)}^4 \\ \oplus \mathbf{S}_{(19,17,7)}^9 \oplus \mathbf{S}_{(19,16,8)}^8 \oplus \mathbf{S}_{(19,15,9)}^{10} \oplus \mathbf{S}_{(19,14,10)}^4 \oplus \mathbf{S}_{(19,13,11)}^4 \oplus \mathbf{S}_{(18,18,7)} \oplus \mathbf{S}_{(18,17,8)}^6 \oplus \mathbf{S}_{(18,16,9)}^5 \\ \oplus \mathbf{S}_{(18,15,10)}^8 \oplus \mathbf{S}_{(18,14,11)}^3 \oplus \mathbf{S}_{(18,13,12)}^2 \oplus \mathbf{S}_{(17,17,9)}^6 \oplus \mathbf{S}_{(17,16,10)}^4 \oplus \mathbf{S}_{(17,15,11)}^7 \oplus \mathbf{S}_{(17,14,12)}^2 \oplus \mathbf{S}_{(17,13,13)}^2 \\ \oplus \mathbf{S}_{(16,15,12)}^3 \oplus \mathbf{S}_{(16,14,13)} \oplus \mathbf{S}_{(15,15,13)}^3$$

$$K_{8,1}(\mathbb{P}^2, 3; 5) \cong \mathbf{S}_{(26,17,5)} \oplus \mathbf{S}_{(26,16,6)} \oplus \mathbf{S}_{(26,15,7)}^2 \oplus \mathbf{S}_{(26,13,9)}^2 \oplus \mathbf{S}_{(26,11,11)} \oplus \mathbf{S}_{(25,18,5)} \oplus \mathbf{S}_{(25,17,6)}^2 \oplus \mathbf{S}_{(25,16,7)}^3 \oplus \mathbf{S}_{(25,15,8)}^4 \\ \oplus \mathbf{S}_{(25,14,9)}^3 \oplus \mathbf{S}_{(25,13,10)}^2 \oplus \mathbf{S}_{(25,12,11)}^2 \oplus \mathbf{S}_{(24,20,4)} \oplus \mathbf{S}_{(24,19,5)}^2 \oplus \mathbf{S}_{(24,18,6)}^4 \oplus \mathbf{S}_{(24,17,7)}^8 \oplus \mathbf{S}_{(24,16,8)}^8 \\ \oplus \mathbf{S}_{(24,15,9)}^{10} \oplus \mathbf{S}_{(24,14,10)}^6 \oplus \mathbf{S}_{(24,13,11)}^7 \oplus \mathbf{S}_{(24,12,12)} \oplus \mathbf{S}_{(23,20,5)}^2 \oplus \mathbf{S}_{(23,19,6)}^5 \oplus \mathbf{S}_{(23,18,7)}^9 \oplus \mathbf{S}_{(23,17,8)}^{13} \\ \oplus \mathbf{S}_{(23,16,9)}^{16} \oplus \mathbf{S}_{(23,15,10)}^{15} \oplus \mathbf{S}_{(23,14,11)}^{11} \oplus \mathbf{S}_{(23,13,12)}^7 \oplus \mathbf{S}_{(22,21,5)} \oplus \mathbf{S}_{(22,20,6)}^4 \oplus \mathbf{S}_{(22,19,7)}^9 \oplus \mathbf{S}_{(22,18,8)}^{15} \\ \oplus \mathbf{S}_{(22,17,9)}^{22} \oplus \mathbf{S}_{(22,16,10)}^{21} \oplus \mathbf{S}_{(22,15,11)}^{23} \oplus \mathbf{S}_{(22,14,12)}^{12} \oplus \mathbf{S}_{(22,13,13)}^7 \oplus \mathbf{S}_{(21,21,6)} \oplus \mathbf{S}_{(21,20,7)}^6 \oplus \mathbf{S}_{(21,19,8)}^{13} \\ \oplus \mathbf{S}_{(21,18,9)}^{20} \oplus \mathbf{S}_{(21,17,10)}^{27} \oplus \mathbf{S}_{(21,16,11)}^{27} \oplus \mathbf{S}_{(21,15,12)}^{22} \oplus \mathbf{S}_{(21,14,13)}^{12} \oplus \mathbf{S}_{(20,20,8)}^5 \oplus \mathbf{S}_{(20,19,9)}^{14} \oplus \mathbf{S}_{(20,18,10)}^{21} \\ \oplus \mathbf{S}_{(20,17,11)}^{28} \oplus \mathbf{S}_{(20,16,12)}^{26} \oplus \mathbf{S}_{(20,15,13)}^{21} \oplus \mathbf{S}_{(20,14,14)}^4 \oplus \mathbf{S}_{(19,19,10)}^9 \oplus \mathbf{S}_{(19,18,11)}^{17} \oplus \mathbf{S}_{(19,17,12)}^{22} \oplus \mathbf{S}_{(19,16,13)}^{19} \\ \oplus \mathbf{S}_{(19,15,14)}^{13} \oplus \mathbf{S}_{(18,18,12)}^7 \oplus \mathbf{S}_{(18,17,13)}^{15} \oplus \mathbf{S}_{(18,16,14)}^{10} \oplus \mathbf{S}_{(18,15,15)}^6 \oplus \mathbf{S}_{(17,17,14)}^5 \oplus \mathbf{S}_{(17,16,15)}^5$$

## Funding

JB received support from the NSF GRFP under grant DGE-1256259, and from the Graduate School and the Office of the Vice Chancellor for Research and Graduate Education at the University of Wisconsin-Madison with funding from the Wisconsin Alumni Research Foundation. DE received support from NSF grant DMS-1601619. JY received support from NSF grant DMS-1502553.

## References

- [Castricky et al. XX] W. Castricky, F. Cools, J. Demeyer, and A. Lemmens. Computing graded Betti tables of toric surfaces. arXiv:1606.08181.
- [CHTC XX] CHTC. Center for High Throughput Computing. Information at <http://chtc.cs.wisc.edu/>.
- [Ein et al. 15] L. Ein, D. Erman, and R. Lazarsfeld. “Asymptotics of Random Betti Tables.” *J. Reine Angew. Math.* 702 (2015), 55–75.
- [Ein et al. 16] L. Ein, D. Erman, and R. Lazarsfeld. “A Quick Proof of Nonvanishing for Asymptotic Syzygies.” *Algebr. Geom.* 3(2) (2016), (211–222).
- [Ein and Lazarsfeld 93] L. Ein and R. Lazarsfeld. “Syzygies and Koszul Cohomology of Smooth Projective Varieties of Arbitrary Dimension.” *Invent. Math.* 111(1) (1993), (51–67).
- [Ein and Lazarsfeld 12] L. Ein and R. Lazarsfeld. “Asymptotic Syzygies of Algebraic Varieties.” *Invent. Math.* 190(3) (2012), (603–646).
- [Eisenbud et al. 02] D. Eisenbud, D. R. Grayson, M. Stillman, and B. Sturmfels (eds.), “Computations in Algebraic Geometry with Macaulay 2.” in *Algorithms and Computation in Mathematics*, edited by David Eisenbud, Daniel R. Grayson, Michael Stillman, Bernd Sturmfels. Vol. 8. Berlin: Springer-Verlag. (2002), pp. xvi+329.
- [Eisenbud and Schreyer 09] D. Eisenbud and F.-O. Schreyer. “Betti Numbers of Graded Modules and Cohomology of Vector Bundles.” *J. Amer. Math. Soc.* 22(3) (2009), (859–888).
- [Erman 15] D. Erman. “The Betti Table of a High-Degree Curve is Asymptotically Pure.” *Recent advances in algebraic geometry*, London Math. Soc. Lecture Note Ser. Vol. 417. Cambridge: Cambridge Univ. Press. (2015) pp. 200–206.
- [Fløystad 12] G. Fløystad. Boij-Söderberg theory: introduction and survey, *Progress in commutative algebra 1*, de Gruyter, Berlin (2012), pp. 1–54.



- [Fulton and Harris 91] W. Fulton and J. Harris. Representation theory. Graduate Texts in Mathematics. Vol. 129. A first course; Readings in Mathematics. New York: Springer-Verlag. (1991). pp. xvi+551.
- [Gill et al. 87] P. E. Gill, W. Murray, M. A. Saunders, and M. H. Wright. "Maintaining  $LU$  Factors of a General Sparse Matrix." *Linear Algebra Appl.* 88/89 (1987), 239–270.
- [Golub and Van Loan 96] G. H. Golub and C. F. Van Loan. "Matrix Computations. in *Johns Hopkins Studies in the Mathematical Sciences*. edition 3. Baltimore, MD: Johns Hopkins University Press. (1996).
- [Green 84a] M. L. Green. "Koszul Cohomology and the Geometry of Projective Varieties." *J. Differential Geom.* 19(1) (1984a), 125–171.
- [Green 84b] M. L. Green. "Koszul Cohomology and the Geometry of Projective Varieties. II." *J. Differential Geom.* 20(1) (1984), 279–289.
- [Greco and Martino 16] O. Greco and I. Martino. "Syzygies of the Veronese Modules." *Comm. Algebra* 44(9) (2016), 3890–3906.
- [Gu and Eisenstat 96] M. Gu and S. C. Eisenstat. "Efficient Algorithms for Computing a Strong Rank-Revealing QR Factorization." *SIAM J. Sci. Comput.* 17(4) (1996), 848–869.
- [Grayson and Stillman XX] D. R. Grayson and M. E. Stillman. Macaulay 2, a software system for research in algebraic geometry. Available at <http://www.math.uiuc.edu/Macaulay2/>.
- [HTCondor Team XX] HTCondor Team, Computer Sciences Department, University of Wisconsin-Madison. HTCondor, open source distributed computing software. Information at <https://research.cs.wisc.edu/htcondor>.
- [MATLAB XX] Massachusetts MATLAB. version 7.10.0 (R2010a). The MathWorks Inc. (2010) Natick.
- [Open Science Grid XX] Open Science Grid. Information at <https://www.opensciencegrid.org/>.
- [Sam 14] S. V. Sam. "Derived Supersymmetries of Determinantal Varieties." *J. Commut. Algebra* 6(2) (2014), 261–286.
- [Thain 05] D. Thain, T. Tannenbaum, and M. Livny. "Distributed Computing in practice: The Condor experience." *Concurrency - Practice and Experience* 17(2-4) (2005), 323–356.